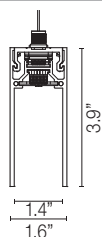


Suspended Installation



Light Modules



Certifications



Photometrics

For current IES files please visit
arch.flosusa.com

Warranty

2 years from date of sale.

The Running Magnet 2.0 Suspension Down

High-tech LED lighting system for interior architecture.

Description

Fun with magnets and light. Simultaneously graphic and subtle, the Running Magnet is flexible, precise, and as creative as you. It is track lighting redesigned and elegantly refined. Light elements snap in place and connect automatically though the magic of magnets. Extruded aluminum housings create a clean 1-3/8-inch slot and preconfigured corners complete the system that can run up, around and across walls and ceilings. Finishes align perfectly, always, because Running Magnet can be easily cut on site (except Suspension Up&Down). Linear LED and accent fixtures, available in a variety of sizes, can be exchanged and repositioned quickly, without tools, with artistic results. The Running Magnet is perfect for retail displays where frequent changes are typical and absolute performance is mandatory.

Lamp

System Lamp Type	LED
Color Temperature	2700K, 3000K, 3500K*, 4000K (*See Notes)
Color Rendering	CRI90
Application	General Lighting / Accent lighting

Physical

Material	Aluminum
Ingress Protection Rating	IP20
Finishes	■ 14 Black □ 40 = White* (*Inside Black)
Installation type	Suspended
Environment	Indoor
Field cuttable	Yes, at the end of a run

Electrical & Control

Driver location	Remote
Driver Input Voltage	120V-277V
Driver Output Voltage	24V
Maximum Driver Wattage	Class 2 - 96W
Control	Standard 0-10V dimming / DALI
	/ On board



The Running Magnet 2.0 Suspension Down

High-tech LED lighting system for interior architecture.

Notes

EC to supply site cabling from driver to track location.

Wattage per linear foot is dependent upon quantity and type of light modules used.

Spots and linear luminaires available in DALI (individually addressable), and 0-10V (from 10% up to 100%) dimming.

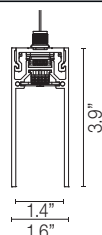
All components required for the installation are included with the system with the exception of drivers and controllers

Linear profiles available as feed profiles to connect to a driver and intermediate profiles to fill in remaining lengths.

3500K and other CCT available but not cataloged. Consult factory for additional color temperatures.

13' of suspension aircraft cable is standard

Suspended Installation



Light Modules



Certifications



Photometrics

For current IES files please visit
arch.flosusa.com

Warranty

2 years from date of sale.

How To Specify

A. Select and position corners

1. Horizontal - Connect sections on flat surfaces (90° corner)
2. Inside - Transition from wall to ceiling (inside corner)
3. External - Turn outside corners for walls and soffits (270° corner)

B. Fill lengths between corners with Linear Housings

3.3', 4.9', 6.6' or 8.2' sections can be specified as feed or intermediate profiles. Profile can be easily cut to site to exact length and joined together.

C. Drivers

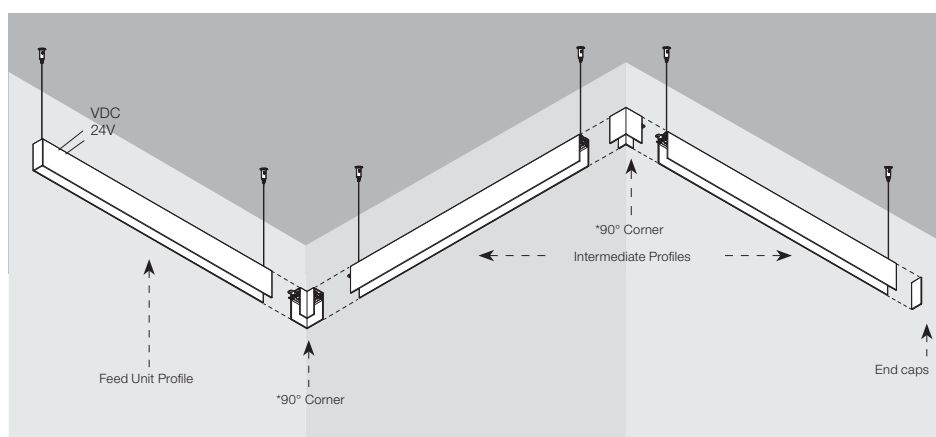
Quantity of drivers determined by total wattage or light elements in section (approximately one every 10 feet). Maximum driver distance is 15'. Locate drivers nearby. Dimming hardwires into profile, bypasses driver.

D. Select Spot heads

Linear strips are available in five nominal lengths:

1', 2', 3', 4' and 5'.

Individual units can be adjusted from 20-100% with a built-in dimming knob and DALI and 0-10V from 10-100%

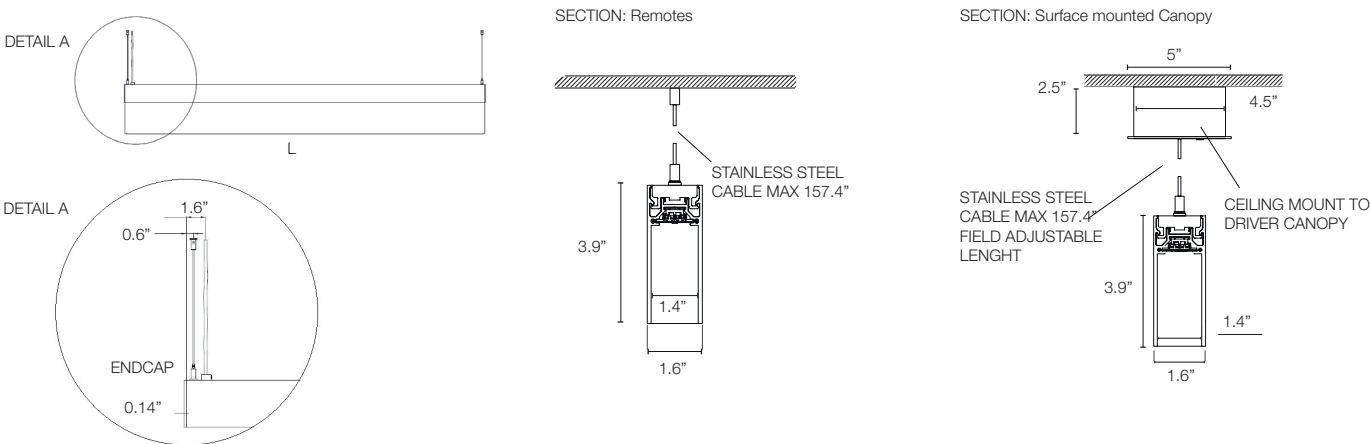


The Running Magnet 2.0 Suspension Down

High-tech LED lighting system for interior architecture.

Profile

The extruded aluminum housing creates a clean 1-3/8" slot that can be run across the ceilings. Horizontal corners complete the system. The magnetic luminaries are simply installed by insertion. Linear tracks are available in two versions: power feed profiles for connecting to a driver, and intermediate profiles. End caps and connection cables are included with each power feed profile. Internal foam for opening support should not be removed until after installation.



SUSPENSION WIRE

How to Specify		ex. 06.1638.14.90		
Length	Part Number Feed Profile	Part Number Intermediate Profile	Finish	Variant
39.4" (1m)	06.1626	06.1631	<div>■ 14 = Black</div> <div>□ 40 = White</div>	.90= UL version
59" (1.5m)	06.1627	06.1632		
78.7" (2m)	06.1628	06.1633		
98.4" (2.5m)	06.1629	06.1634		

SUSPENSION DOWN ROD

39.4" (1m)	60.3014		<div>■ 14 = Black</div>	
39.4" (1m)	60.3097			
39.4" (1m)		06.1785	<div>■ 14 = Black</div>	.90= UL version
59" (1.5m)	06.1780	06.1786		
78.7" (2m)	06.1781	06.1782		
98.4" (2.5m)	06.1784	06.1783		
*39.37" (1m)	06.1787			

*Rod not included order separately

Both profile types can be cut to different lengths in field.

Required Accessory

End Cap kit (2 units)
Includes the End Feed connector.
Required quantity of 1 per run.

Part Number:

- 08.8887.14
- 08.8887.40



The Running Magnet 2.0 Suspension Down

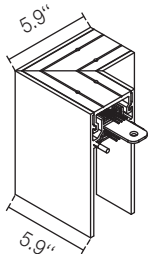
High-tech LED lighting system for interior architecture.

Corners

90° Corner. [5.9" x 5.9"]
Power can continue through corner
and can be fed from corner. Includes 1
suspension kit.

Part Number:

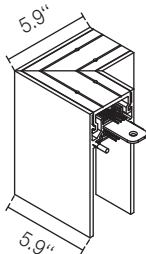
- 06.1657.14
- 06.1657.40



Rod Suspension Corner 90°
5.9" X 5.9" Length

Part Number:



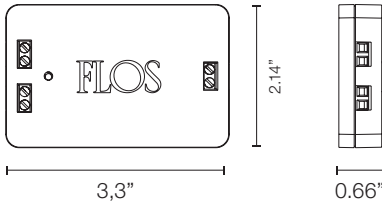
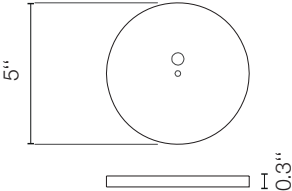
- 06.1610.14



The Running Magnet 2.0 Suspension Down

High-tech LED lighting system for interior architecture.




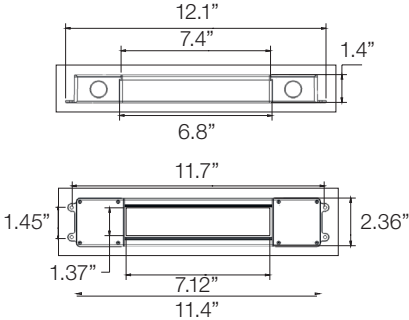
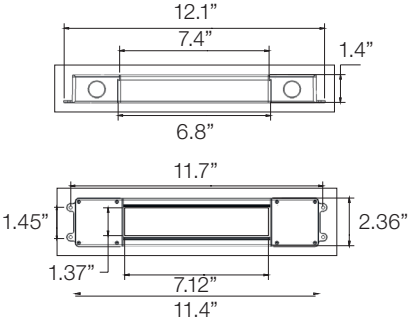
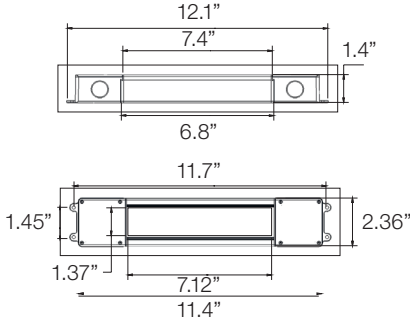
Accessories

<p>Dimming Control Unit Box 24V 0-10V Required for a 0-10V Dimming installation. 1 DCU can control up to 25 fixtures</p> <p>Part Number:</p> <p>■ 08.0613.14A</p>	<p>Cover Plate. 5" Junction Box Cover Plate for Remote Installation.</p> <p>Part Number:</p> <p>■ 08.8883.40A □ 08.8883.14A</p>
	
	

The Running Magnet 2.0 Suspension Down

High-tech LED lighting system for interior architecture.

Required Drivers

LED power supply source for remote installation, 24V/96W, 120-277V, UL Listed	LED power supply source for remote installation, 24V/60W, 120-277V, UL Listed	LED power supply source for remote installation, 24V/30W, 120-277V, UL Listed
Part Number: LEDSB96W24V-NDM-D1	Part Number: LEDSB60W24V-NDM-D1	Part Number: LEDSB30W24V-NDM-D1
		
		

The Running Magnet 2.0 Suspension Down

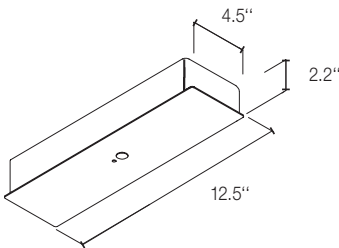
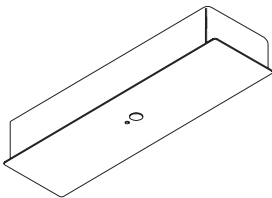
High-tech LED lighting system for interior architecture.

Surface Mounted Canopies

Surface mount canopy Non Dimmable for Running Magnet Suspension Down includes:
1 drivers: 96W, 24V, 120-277VAC

Part Number:

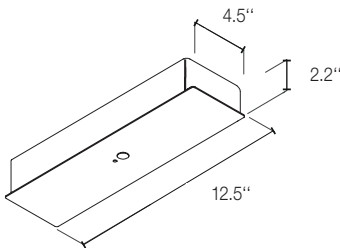
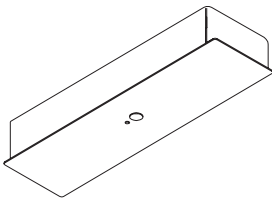
- 08U0002.14A
- 08U0002.30A



Surface mount canopy Non Dimmable for Running Magnet Suspension Down includes:
1 drivers: 96W, 24V, 120-277VAC
1 Dimming Control Unit Box: 08.0613.14A

Part Number:

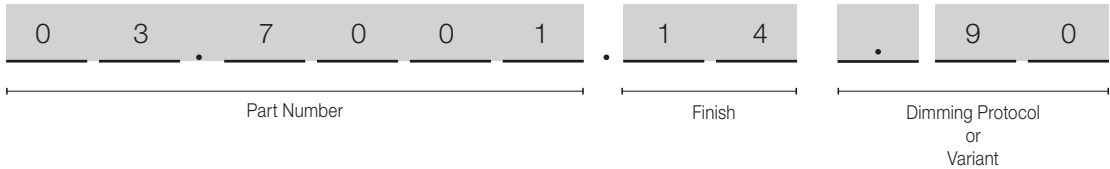
- 08U0002.14A1V
- 08U0002.30A1V



The Running Magnet 2.0 Suspension Down

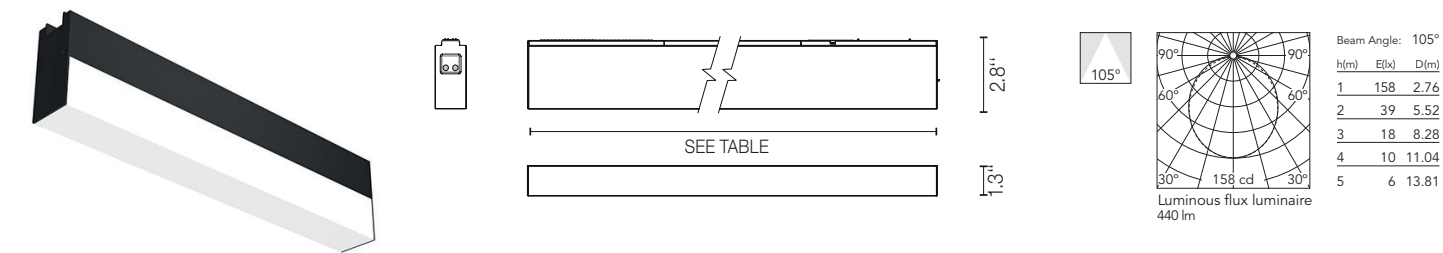
High-tech LED lighting system for interior architecture.


How to specify



Light Strip Module HE

Linear High Efficiency LED can be rapidly exchanged and repositioned without tools. Light elements are quick to position and connect automatically with magnets. Built-in dimming knob dims fixture from 20-100%, DALI and 0-10V from 10-100%. Clear end caps included for continuous look when installing end-to-end.



How to Specify		ex. 03.7001.14.90							
Light Strip Length	CCT	CRI	Initial Lumens	Delivered Lumens	Watts	Beam Spread	Part Number	Finish	Dimming Protocol
11.8" (300mm)	3000K	90	460lm	440lm	7.5W	105°	03.7001	 14 = Black	.90 = Dimmable on board ADD = DALI .9V = 0-10V
23.6" (600mm)	3000K	90	920lm	880lm	15W	105°	03.7003		
35.4" (900mm)	3000K	90	1380lm	1320lm	22.5W	105°	03.7005		
47.2" (1200mm)	3000K	90	1840lm	1760lm	30W	105°	03.7007		

How to Specify		ex. 03.7000.14.90							
Light Strip Length	CCT	CRI	Initial Lumens	Delivered Lumens	Watts	Beam Spread	Part Number	Finish	Dimming Protocol
11.8" (300mm)	2700K	90	435lm	425lm	7.5W	105°	03.7000	 14 = Black	.90 = Dimmable on board ADD = DALI .9V = 0-10V
23.6" (600mm)	2700K	90	870lm	833lm	15W	105°	03.7002		
35.4" (900mm)	2700K	90	1305lm	1249lm	22.5W	105°	03.7004		
47.2" (1200mm)	2700K	90	1740lm	1665lm	30W	105°	03.7006		

The Running Magnet 2.0 Suspension Down

High-tech LED lighting system for interior architecture.

Spot Module

Accent LED Spot modules can be rapidly exchanged and repositioned without tools. Light elements are quick to position and connect automatically with magnets. Built-in dimming knob dims fixture DALI from 1-100% and 0-10V from 10-100%. Standard beam spread is 14°. Additional interchangeable lenses available in 23° and 33°, and 10° x 40° elliptical beam spread.

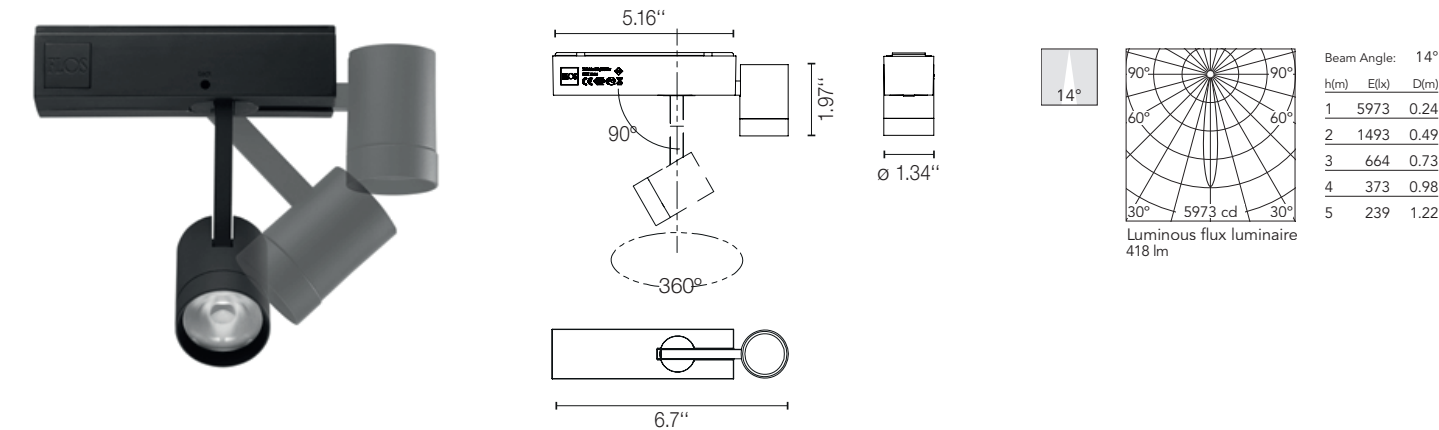


Table with 9 columns: CCT, CRI, Initial Lumens, Delivered Lumens, Watts, Beam Spread, Part Number, Finish, Dimming Protocol. It includes two rows of specifications for 2700K and 3000K color temperatures, and a section for dimming protocols (B90, CDD, B9V).

Optional Accessories

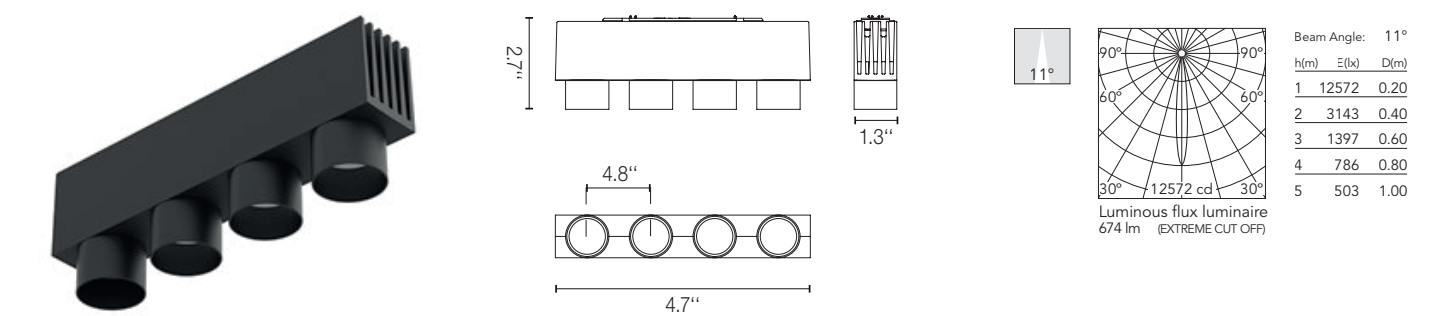
Table with 4 columns describing optional accessories: Flood Lens Accessory 23°, Wide Flood Lens Accessory 33°, Elliptical Lens Accessory, and Extra long snoot. Each row includes a description, part number, and a corresponding image of the accessory.

The Running Magnet 2.0 Suspension Down

High-tech LED lighting system for interior architecture.

Multi Spot 4

4 accent Spot LED module can be rapidly exchanged and repositioned without tools. Light elements are quick to position and connect automatically with magnets. Built-in dimming knob dims fixture (from 20-100%), DALI and 0-10V (from 10-100%). Standard beam spread is 11° additional interchangeable lenses available in 20° and 30°, and elliptical beam spread.



How to Specify ex. 03.6306.14.90

CCT	CRI	Initial Lumens	Delivered Lumens	Watts	Beam Spread	Part Number	Finish	Dimming Protocol
3000K	90	4 X 210lm	674lm	10W	11°	03.6306	■ 14 = Black	C90 = Dimmable on board
2700K	90	4 X 210lm	630lm	10W	11°	03.6305		CDD = DALI C9V = 0-10V

Optional Accessories

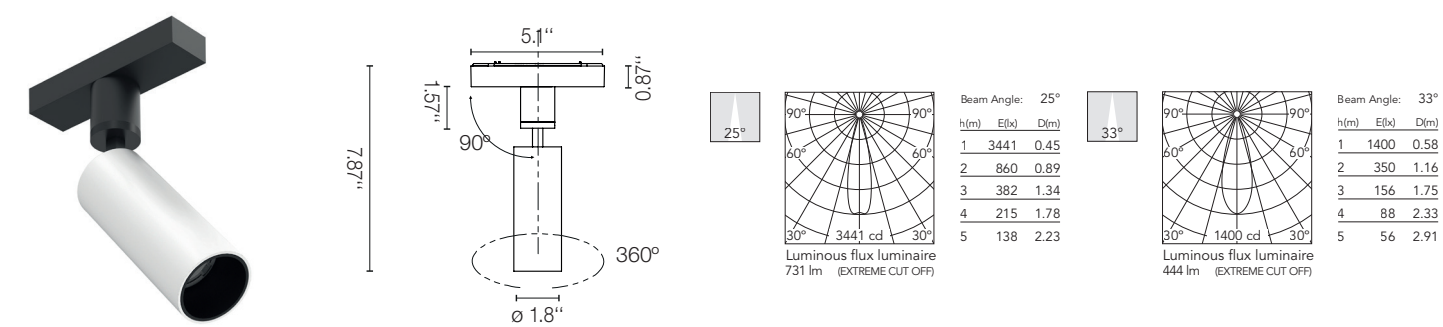
Flood Lens Accessory 20° Field Changeable	Wide Flood Lens Accessory 30° Field Changeable	Elliptical Lens Accessory Field Changeable 10° x 40°
Part Number: 08.8760.00	Part Number: 08.8761.00	Part Number: 08.8759.00

The Running Magnet 2.0 Suspension Down

High-tech LED lighting system for interior architecture.

Spot 120

Accent lighting LED module to be installed in The Running Magnet 2.0 System. Built-in DC/DC electronic voltage converter. Built-in dimming knob on board fixture (from 39-100%), DALI and 0-10V (from 10-100%) Standard beam spread are 25° and 33°. Honeycomb and cross baffle included.



How to Specify ex. 03.6285.14.90

CCT	CRI	Initial Lumens	Delivered Lumens	Watts*	Beam Spread	Part Number	Finish	Part Number 0-10V Dimming
2700K	90	985 lm	773 lm	12.5W	25°	03.6285	<div>■ 14 = Black</div> <div>□ 40 = White</div>	C90 = Dimmable on board (12.5W)
3000K	90	1060 lm	851 lm			03.6284		
2700K	90	985 lm	448 lm	12.5W	33°	03.6286		
3000K	90	1060 lm	493 lm			03.6287		

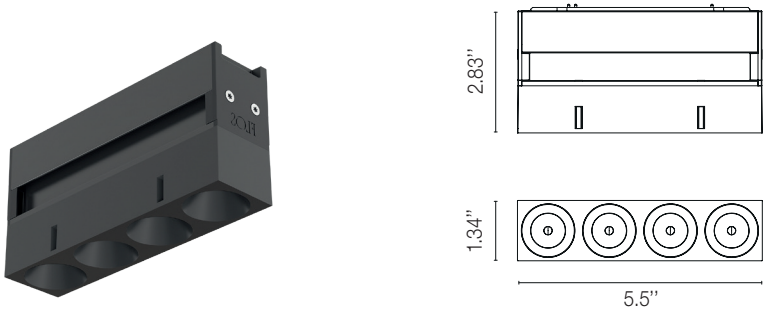
CCT	CRI	Initial Lumens	Delivered Lumens	Watts*	Beam Spread	Part Number	Finish	Part Number 0-10V Dimming
2700K	90	985 lm	773 lm	14W	25°	03.6285	<div>■ 14 = Black</div> <div>□ 40 = White</div>	C9V = 0-10V (14W) CDD = DALI (14W)
3000K	90	1060 lm	851 lm			03.6284		
2700K	90	985 lm	448 lm	14W	33°	03.6286		
3000K	90	1060 lm	493 lm			03.6287		

The Running Magnet 2.0 Suspension Down

High-tech LED lighting system for interior architecture.

Light Shadow

Accent lighting LED module to be installed in The Running Magnet 2.0 System. Built-in DC/DC electronic voltage converter. Built-in dimming knob on board fixture (from 39-100%), DALI and 0-10V (from 10-100%) Standard beam spread are 25° and 33°. Honeycomb and cross baffle included.



How to Specify ex. 03.8949.14A90

CCT	CRI	Initial Lumens*	Watts	Beam Angle	Part Number	Exterior Finish	Interior Finish	Dimming Protocol
2700K	90	4x270 lm	10.8W	10°	03.8949	<div> <div>40 = White</div> <div>14 = Black</div> </div>	Black	<div> <div>A90 = Dimmable on board</div> <div>ADD = DALI</div> <div>A9V = 0-10V</div> </div>
					03.8948		White	
					05.1801		Steel	
					05.1802		Bronze	
3000K	90	4x285 lm	10.8W	10°	03.8953	<div> <div>40 = White</div> <div>14 = Black</div> </div>	Black	<div> <div>A90 = Dimmable on board</div> <div>ADD = DALI</div> <div>A9V = 0-10V</div> </div>
					03.8952		White	
					05.1806		Steel	
					05.1807		Bronze	
2700K	90	4x270 lm	10.8W	23°	03.9621	<div> <div>40 = White</div> <div>14 = Black</div> </div>	Black	<div> <div>A90 = Dimmable on board</div> <div>ADD = DALI</div> <div>A9V = 0-10V</div> </div>
					03.9620		White	
					05.1811		Steel	
					05.1812		Bronze	
3000K	90	4x285 lm	10.8W	23°	03.9631	<div> <div>40 = White</div> <div>14 = Black</div> </div>	Black	<div> <div>A90 = Dimmable on board</div> <div>ADD = DALI</div> <div>A9V = 0-10V</div> </div>
					03.9630		White	
					05.1816		Steel	
					05.1817		Bronze	

* Delivered Lumens From 735lm to 859lm varies depending on the reflector finish, beam angle and CCT

The Running Magnet 2.0 Suspension Down

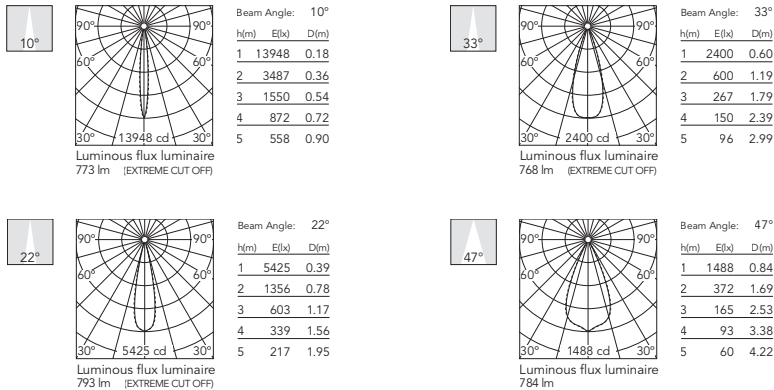
High-tech LED lighting system for interior architecture.

How to Specify ex. 03.9626.14A90

CCT	CRI	Initial Lumens*	Watts	Beam Angle	Part Number	Exterior Finish	Interior Finish	Dimming Protocol
2700K	90	4x270 lm	10.8W	33°	03.9626	<div><div></div> 40 = White</div> <div><div></div> 14 = Black</div>	<div><div></div> Black</div>	<div>A90 = Dimmable on board</div> <div>ADD = DALI</div> <div>A9V = 0-10V</div>
					03.9625		<div><div></div> White</div>	
					05.1821		<div><div></div> Steel</div>	
					05.1822		<div><div></div> Bronze</div>	
3000K	90	4x285 lm	10.8W	33°	03.9636	<div><div></div> 40 = White</div> <div><div></div> 14 = Black</div>	<div><div></div> Black</div>	
					03.9635		<div><div></div> White</div>	
					05.1826		<div><div></div> Steel</div>	
					05.1827		<div><div></div> Bronze</div>	
2700K	90	4x270 lm	10.8W	47°	03.9661	<div><div></div> 40 = White</div> <div><div></div> 14 = Black</div>	<div><div></div> Black</div>	
					03.9660		<div><div></div> White</div>	
					05.1831		<div><div></div> Steel</div>	
					05.1832		<div><div></div> Bronze</div>	
3000K	90	4x285 lm	10.8W	47°	03.9665	<div><div></div> 40 = White</div> <div><div></div> 14 = Black</div>	<div><div></div> Black</div>	
					03.9664		<div><div></div> White</div>	
					05.1836		<div><div></div> Steel</div>	
					05.1837		<div><div></div> Bronze</div>	

* Delivered Lumens From 735 lm to 859 lm varies depending on the reflector finish, beam angle and CCT

Photometrics 3000K

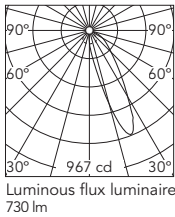
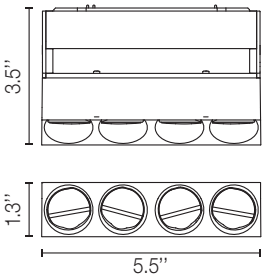


The Running Magnet 2.0 Suspension Down

High-tech LED lighting system for interior architecture.

Light Shadow Wall-Washer

Accent lighting LED module to be installed in The Running Magnet 2.0 System. Built-in DC/DC electronic voltage converter. Built-in dimming knob on board fixture (from 39-100%), DALI and 0-10V (from 10-100%) Standard beam spread are 25° and 33°. Honeycomb and cross baffle included.



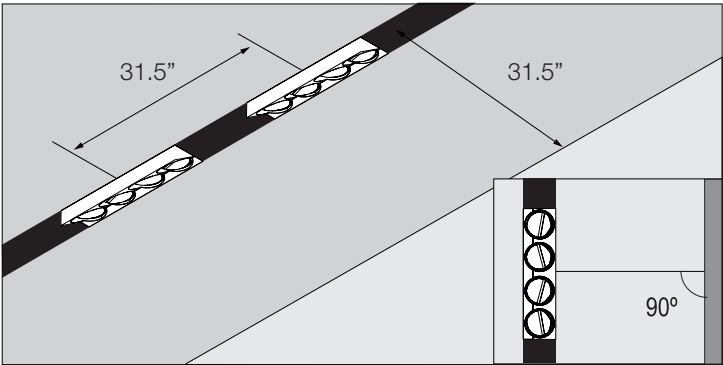
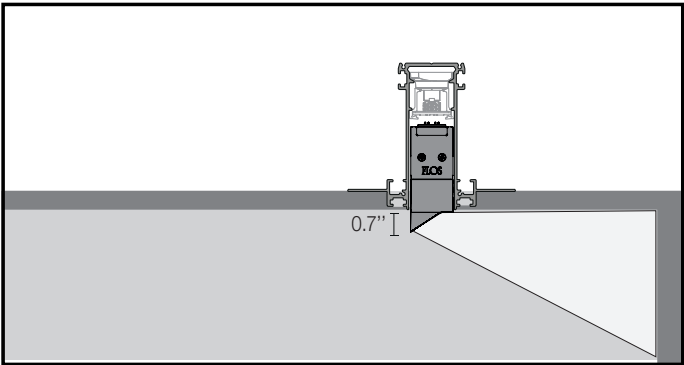
Beam Angle: 46°

h(m)	E(lx)	D(m)
1	967	0.48
2	242	0.97
3	107	1.45
4	60	1.94
5	39	2.42

How to Specify ex. 03.9905.14A90

CCT	CRI	Initial Lumens	Delivered Lumens	Watts	Beam Angle	Part Number	Exterior Finish	Dimming Protocol
2700K	90	4x270 lm	654 lm	10.8W	46°	03.9905	<div><input type="checkbox"/> 40 = White</div> <div><input checked="" type="checkbox"/> 14 = Black</div>	A90 = Dimmable on board ADD = DALI A9V = 0-10V
3000K	90	4x285 lm	730 lm	10.8W	46°	03.9904	<div><input type="checkbox"/> 40 = White</div> <div><input checked="" type="checkbox"/> 14 = Black</div>	

How To Install

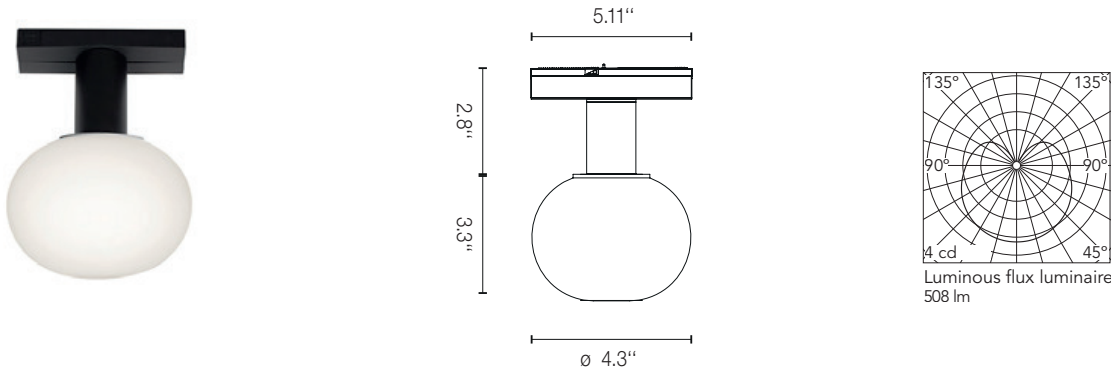


The Running Magnet 2.0 Suspension Down

High-tech LED lighting system for interior architecture.

Mini Glo-ball

Decorative modules can be rapidly exchanged and repositioned without tools. Light elements are quick to position and connect automatically through the magic of magnets. Built-in dimming knob allows fixture to dim from 20-100%, DALI and 0-10V from 10-100%.



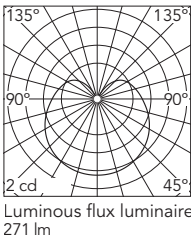
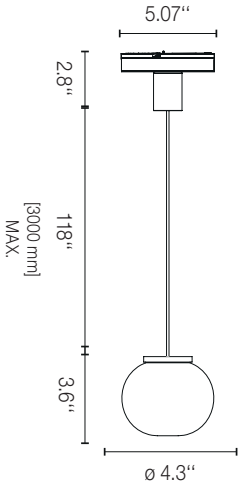
How to Specify		ex. 03.6260.30B90						
	CCT	CRI	Initial Lumens	Delivered Lumens	Watts	Part Number	Finish	Dimming Protocol
Mini Glo - Ball	3000K	80	880lm	528lm	7W	03.6261	■ 14 = Black	B90 = Dimmable on board
	2700K	80	800lm	488lm	7W	03.6260		.DD = DALI .9V = 0-10V

The Running Magnet 2.0 Suspension Down

High-tech LED lighting system for interior architecture.

Mini Glo - Ball Suspension

Decorative modules can be rapidly exchanged and repositioned without tools. Light elements are quick to position and connect automatically through the magic of magnets. Built-in dimming knob allows fixture to dim from 20-100%, DALI and 0-10V from 10-100%.



How to Specify ex. 03.6263.30B90

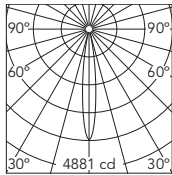
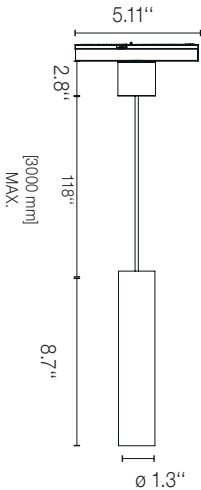
	CCT	CRI	Initial Lumens	Delivered Lumens	Watts	Part Number	Finish	Dimming Protocol
Mini Glo - Ball Suspension	3000K	80	440lm	271lm	3.5W	03.6263	■ 14 = Black	B90 = Dimmable on board
	2700K	80	400lm	259lm	3.5W	03.6262		ADD = DALI .9V = 0-10V

The Running Magnet 2.0 Suspension Down

High-tech LED lighting system for interior architecture.

Find Me Suspension

Decorative modules can be rapidly exchanged and repositioned without tools. Light elements are quick to position and connect automatically through the magic of magnets. Built-in dimming knob allows fixture to dim from 20-100%, DALI and 0-10V from 10-100%.



Beam Angle: 14°		
h(m)	E(lx)	D(m)
1	4881	0.24
2	1220	0.49
3	542	0.73
4	305	0.97
5	195	1.21

Luminous flux luminaire
365 lm (EXTREME CUT OFF)

How to Specify ex. 03.6273.30C90

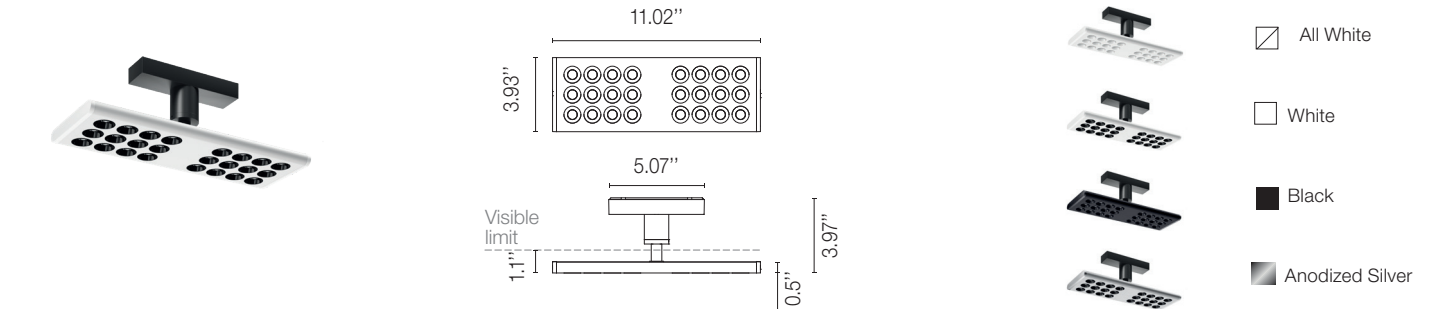
	CCT	CRI	Initial Lumens	Delivered Lumens	Watts	Beam Spread	Part Number	Finish	Dimming Protocol
Find Me Suspension	3000K	90	600	365lm	8W	14°	03.6273	<div><input type="checkbox"/> 30 = White</div> <div><input checked="" type="checkbox"/> 14 = Black</div> <div><input type="checkbox"/> 06 = Chrome</div>	D90 = Dimmable on board EDD = DALI D9V = 0-10V
	2700K	90	560	344lm	8W	14°	03.6272		

The Running Magnet 2.0 Suspension Down







High-tech LED lighting system for interior architecture.

Workmates Small - High Efficiency

Luminaire for use on The Running Magnet system. High-efficiency light source. This can rotate by 360° on the axis of its rear arm to reach any position relative to the track (from parallel to perpendicular). UGR<19. EN12464 - cd/m² @ 65°<3000 compliant. Casambi, maximum distance between fixtures: 50m.



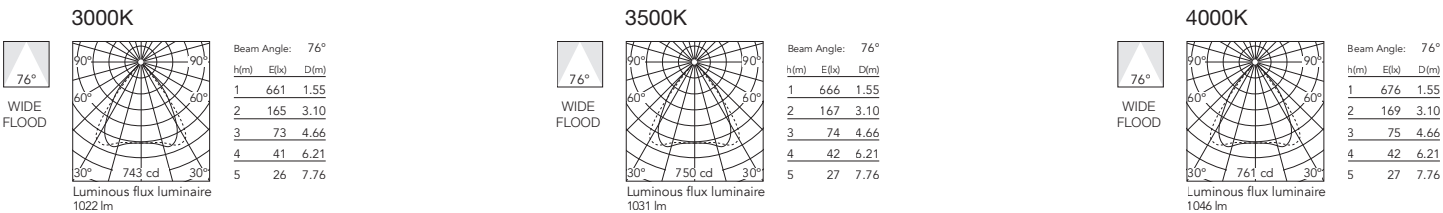
How to Specify ex. 05.6420..40

CCT	CRI	Initial Lumens	Part Number	Finish	Beam Angle	Watts	Dimming Protocol
3000K	90	1260 lm	05.6420	 40.78 = All White	WF 76	10W	<ul style="list-style-type: none">• Non Dimmable• 1V / RX* = 0-10V
				 40 = White	WF 75		
				 14 = Black			
				 AP = Aluminized Silver			
3500K	90	1271 lm	05.6421	 40.78 = All White	WF 76	10W	<ul style="list-style-type: none">• Non Dimmable• 1V / RX* = 0-10V
				 40 = White	WF 75		
				 14 = Black			
				 AP = Aluminized Silver			
4000K	90	1289 lm	05.6422	 40.78 = All White	WF 76	10W	<ul style="list-style-type: none">• Non Dimmable• 1V / RX* = 0-10V
				 40 = White	WF 75		
				 14 = Black			
				 AP = Aluminized Silver			

* For "All White" Finish

Photometrics Workmates Small High Efficiency

ALL WHITE



The Running Magnet 2.0 Suspension Down

High-tech LED lighting system for interior architecture.

Workmates Small - High Efficiency

How to Specify

ex. 05.5920..40

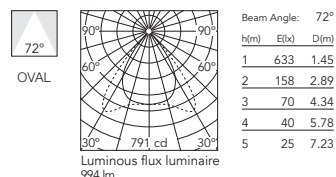
CCT	CRI	Initial Lumens	Part Number	Finish	Beam Angle	Watts	Dimming Protocol
3000K	90	1260 lm	05.6425	<input checked="" type="checkbox"/> 40.78 = All White <input type="checkbox"/> 40 = White <input checked="" type="checkbox"/> 14 = Black <input type="checkbox"/> AP = Aluminized Silver	Oval 72	10W	<ul style="list-style-type: none"> Non Dimmable 1V / RX* = 0-10V
					Oval 71	10.5W	<ul style="list-style-type: none"> DA / YU* = Dali 2 CB / C6* = Casambi
3500K	90	1271 lm	05.6426	<input checked="" type="checkbox"/> 40.78 = All White <input type="checkbox"/> 40 = White <input checked="" type="checkbox"/> 14 = Black <input type="checkbox"/> AP = Aluminized Silver	Oval 72	10W	<ul style="list-style-type: none"> Non Dimmable 1V / RX* = 0-10V
					Oval 71	10.5W	<ul style="list-style-type: none"> DA / YU* = Dali 2 CB / C6* = Casambi
4000K	90	1289 lm	05.6427	<input checked="" type="checkbox"/> 40.78 = All White <input type="checkbox"/> 40 = White <input checked="" type="checkbox"/> 14 = Black <input type="checkbox"/> AP = Aluminized Silver	Oval 72	10W	<ul style="list-style-type: none"> Non Dimmable 1V / RX* = 0-10V
					Oval 71	10.5W	<ul style="list-style-type: none"> DA / YU* = Dali 2 CB / C6* = Casambi
3000K	90	1260 lm	05.5920	<input checked="" type="checkbox"/> 40.78 = All White <input type="checkbox"/> 40 = White <input checked="" type="checkbox"/> 14 = Black <input type="checkbox"/> AP = Aluminized Silver	High Comfort 66	10W	<ul style="list-style-type: none"> Non Dimmable 1V / RX* = 0-10V
						10.5W	<ul style="list-style-type: none"> DA / YU* = Dali 2 CB / C6* = Casambi
3500K	90	1271 lm	05.5921	<input checked="" type="checkbox"/> 40.78 = All White <input type="checkbox"/> 40 = White <input checked="" type="checkbox"/> 14 = Black <input type="checkbox"/> AP = Aluminized Silver	High Comfort 66	10W	<ul style="list-style-type: none"> Non Dimmable 1V / RX* = 0-10V
						10.5W	<ul style="list-style-type: none"> DA / YU* = Dali 2 CB / C6* = Casambi
4000K	90	1299 lm	05.5922	<input checked="" type="checkbox"/> 40.78 = All White <input type="checkbox"/> 40 = White <input checked="" type="checkbox"/> 14 = Black <input type="checkbox"/> AP = Aluminized Silver	High Comfort 66	10W	<ul style="list-style-type: none"> Non Dimmable 1V / RX* = 0-10V
						10.5W	<ul style="list-style-type: none"> DA / YU* = Dali 2 CB / C6* = Casambi

* For "All White" Finish

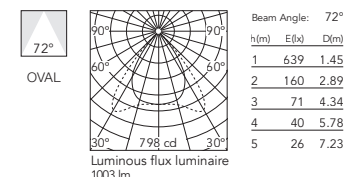
Photometrics Workmates Small High Efficiency

ALL WHITE

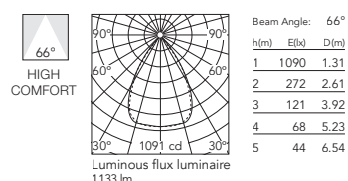
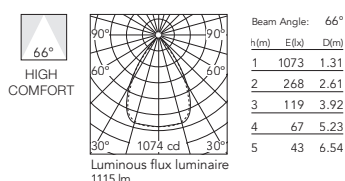
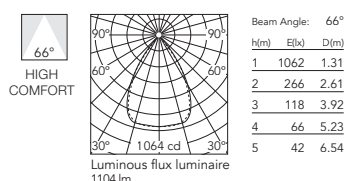
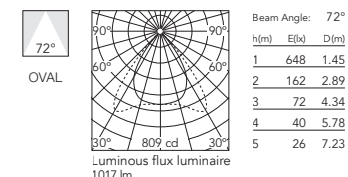
3000K



3500K



4000K



The Running Magnet 2.0 Suspension Down

High-tech LED lighting system for interior architecture.

Workmates Small - Full Spectrum

Luminaire for use on The Running Magnet system. High-quality colour rendering Full Spectrum light source. This can rotate by 360° on the axis of its rear arm to reach any position relative to the track (from parallel to perpendicular). UGR<19. EN12464 - cd/m² @ 65°<3000 compliant. Casambi, maximum distance between fixtures: 50m.

Product images and dimensions: 11.02", 3.93", 5.07", 3.97", 0.5", 1.1". Includes finish options: All White, White, Black, Anodized Silver.

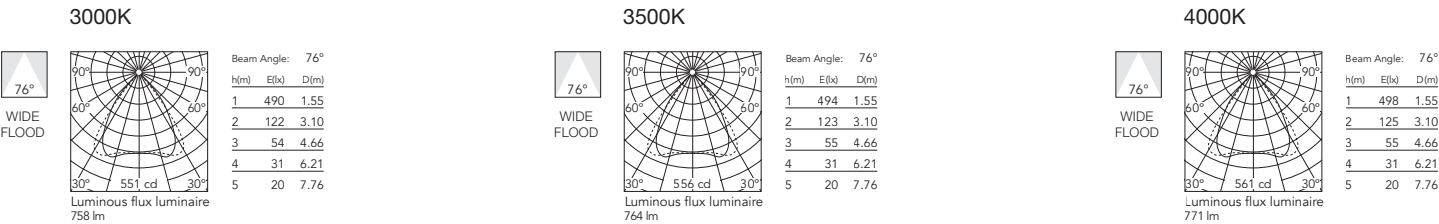
How to Specify ex. 05.6430..40

Table with 8 columns: CCT, CRI, Initial Lumens, Part Number, Finish, Beam Angle, Watts, Dimming Protocol. Rows for 3000K, 3500K, and 4000K color temperatures.

* For "All White" Finish

Photometrics Workmates Small Full Spectrum

ALL WHITE



The Running Magnet 2.0 Suspension Down

High-tech LED lighting system for interior architecture.

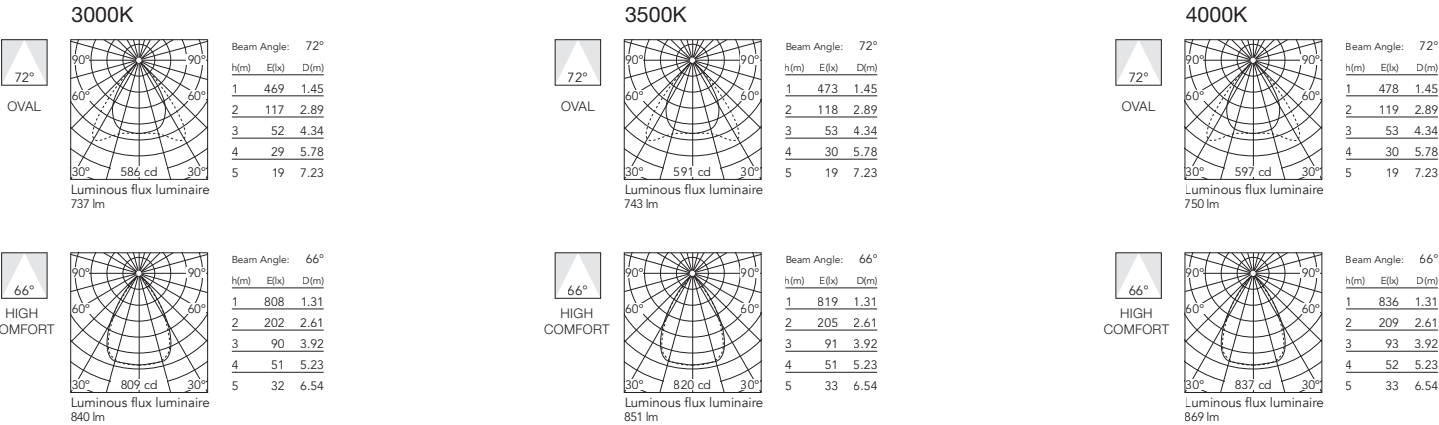
Workmates Small - Full Spectrum How to Specify ex. 05.5930..40

CCT	CRI	Initial Lumens	Part Number	Finish	Beam Angle	Watts	Dimming Protocol
3000K	90	934 lm	05.6435	<input checked="" type="checkbox"/> 40.78 = All White	Oval 72	10W	<ul style="list-style-type: none">• Non Dimmable• 1V / RX* = 0-10V
				<input type="checkbox"/> 40 = White	Oval 71	10.5W	
				<input checked="" type="checkbox"/> 14 = Black			
				<input checked="" type="checkbox"/> AP = Aluminized Silver			
3500K	90	942 lm	05.6436	<input checked="" type="checkbox"/> 40.78 = All White	Oval 72	10W	<ul style="list-style-type: none">• Non Dimmable• 1V / RX* = 0-10V
				<input type="checkbox"/> 40 = White	Oval 71	10.5W	
				<input checked="" type="checkbox"/> 14 = Black			
				<input checked="" type="checkbox"/> AP = Aluminized Silver			
4000K	90	950 lm	05.6437	<input checked="" type="checkbox"/> 40.78 = All White	Oval 72	10W	<ul style="list-style-type: none">• Non Dimmable• 1V / RX* = 0-10V
				<input type="checkbox"/> 40 = White	Oval 71	10.5W	
				<input checked="" type="checkbox"/> 14 = Black			
				<input checked="" type="checkbox"/> AP = Aluminized Silver			
3000K	90	934 lm	05.5930	<input checked="" type="checkbox"/> 40.78 = All White	High Comfort 66	10W	<ul style="list-style-type: none">• Non Dimmable• 1V / RX* = 0-10V
				<input type="checkbox"/> 40 = White		10.5W	
				<input checked="" type="checkbox"/> 14 = Black			
				<input checked="" type="checkbox"/> AP = Aluminized Silver			
3500K	90	945 lm	05.5931	<input checked="" type="checkbox"/> 40.78 = All White	High Comfort 66	10W	<ul style="list-style-type: none">• Non Dimmable• 1V / RX* = 0-10V
				<input type="checkbox"/> 40 = White		10.5W	
				<input checked="" type="checkbox"/> 14 = Black			
				<input checked="" type="checkbox"/> AP = Aluminized Silver			
4000K	90	963 lm	05.5932	<input checked="" type="checkbox"/> 40.78 = All White	High Comfort 66	10W	<ul style="list-style-type: none">• Non Dimmable• 1V / RX* = 0-10V
				<input type="checkbox"/> 40 = White		10.5W	
				<input checked="" type="checkbox"/> 14 = Black			
				<input checked="" type="checkbox"/> AP = Aluminized Silver			

* For "All White" Finish

Photometrics Workmates Small Full Spectrum

ALL WHITE

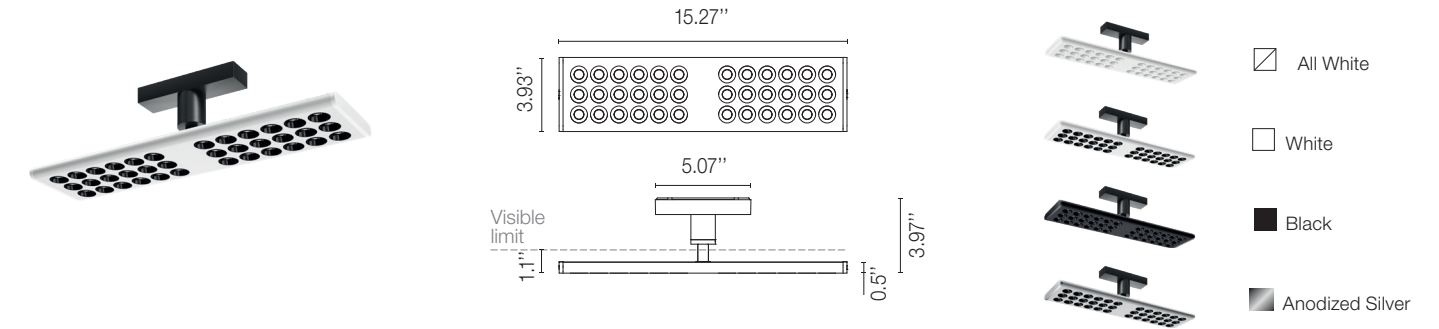


The Running Magnet 2.0 Suspension Down

High-tech LED lighting system for interior architecture.

Workmates Large - High Efficiency

Luminaire for use on The Running Magnet system. High-efficiency light source. This can rotate by 360° on the axis of its rear arm to reach any position relative to the track (from parallel to perpendicular). UGR<19. EN12464 - cd/m² @ 65°<3000 compliant. Casambi, maximum distance between fixtures: 50m.



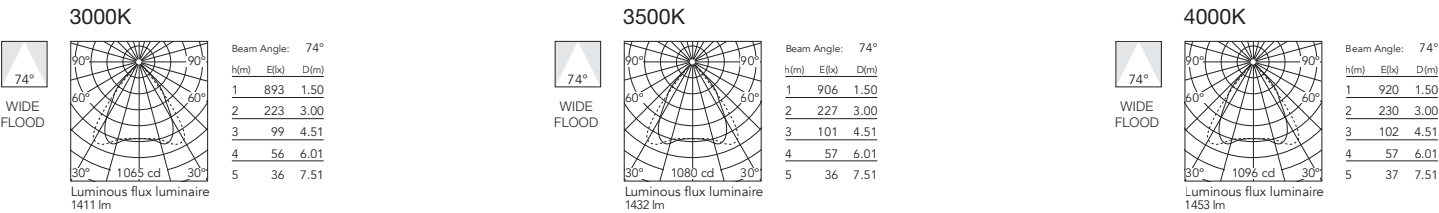
How to Specify ex. 05.6440..40

CCT	CRI	Initial Lumens	Part Number	Finish	Beam Angle	Watts	Dimming Protocol
3000K	90	1682 lm	05.6440	40.78 = All White	WF 74	12.5W	• Non Dimmable • 1V / RX* = 0-10V
				40 = White	WF 71	13.5W	• DA / YU* = Dali 2 • CB / C6* = Casambi
				14 = Black			
				AP = Aluminized Silver			
3500K	90	1707 lm	05.6441	40.78 = All White	WF 74	12.5W	• Non Dimmable • 1V / RX* = 0-10V
				40 = White	WF 71	13.5W	• DA / YU* = Dali 2 • CB / C6* = Casambi
				14 = Black			
				AP = Aluminized Silver			
4000K	90	1732 lm	05.6442	40.78 = All White	WF 74	12.5W	• Non Dimmable • 1V / RX* = 0-10V
				40 = White	WF 71	13.5W	• DA / YU* = Dali 2 • CB / C6* = Casambi
				14 = Black			
				AP = Aluminized Silver			

* For "All White" Finish

Photometrics Workmates Small High Efficiency

ALL WHITE



The Running Magnet 2.0 Suspension Down

High-tech LED lighting system for interior architecture.

Workmates Large - High Efficiency

How to Specify

ex. 05.6440..40

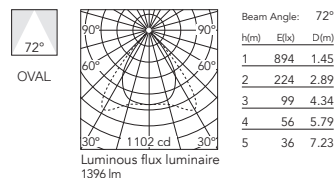
CCT	CRI	Initial Lumens	Part Number	Finish	Beam Angle	Watts	Dimming Protocol
3000K	90	1682 lm	05.6445	<input checked="" type="checkbox"/> 40.78 = All White	Oval 72	12.5W	• Non Dimmable • 1V / RX* = 0-10V
				<input type="checkbox"/> 40 = White	Oval 71	13.5W	• DA / YU* = Dali 2 • CB / C6* = Casambi
3500K	90	1707 lm	05.6446	<input checked="" type="checkbox"/> 40.78 = All White	Oval 72	12.5W	• Non Dimmable • 1V / RX* = 0-10V
				<input type="checkbox"/> 40 = White	Oval 71	13.5W	• DA / YU* = Dali 2 • CB / C6* = Casambi
4000K	90	1732 lm	05.6447	<input checked="" type="checkbox"/> 40.78 = All White	Oval 72	12.5W	• Non Dimmable • 1V / RX* = 0-10V
				<input type="checkbox"/> 40 = White	Oval 71	13.5W	• DA / YU* = Dali 2 • CB / C6* = Casambi
3000K	90	1682 lm	05.5940	<input checked="" type="checkbox"/> 40.78 = All White	High Comfort 66	12.5W	• Non Dimmable • 1V / RX* = 0-10V
				<input type="checkbox"/> 40 = White	High Comfort 66	13.5W	• DA / YU* = Dali 2 • CB / C6* = Casambi
3500K	90	1707 lm	05.5941	<input checked="" type="checkbox"/> 40.78 = All White	High Comfort 66	12.5W	• Non Dimmable • 1V / RX* = 0-10V
				<input type="checkbox"/> 40 = White	High Comfort 66	13.5W	• DA / YU* = Dali 2 • CB / C6* = Casambi
4000K	90	1732 lm	05.5942	<input checked="" type="checkbox"/> 40.78 = All White	High Comfort 66	12.5W	• Non Dimmable • 1V / RX* = 0-10V
				<input type="checkbox"/> 40 = White	High Comfort 66	13.5W	• DA / YU* = Dali 2 • CB / C6* = Casambi

Photometrics Workmates Small High Efficiency

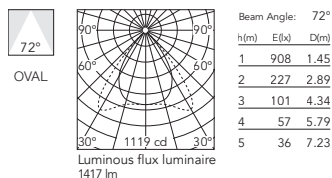
* For "All White" Finish

ALL WHITE

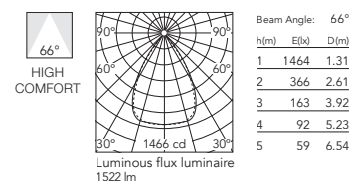
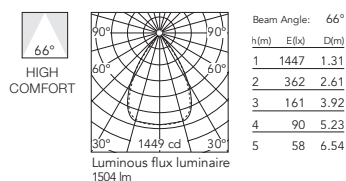
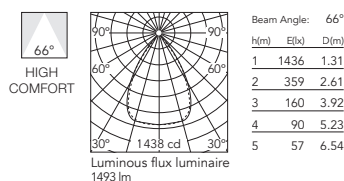
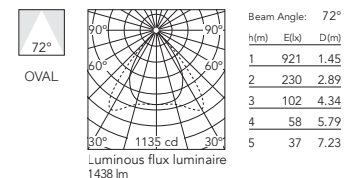
3000K



3500K



4000K

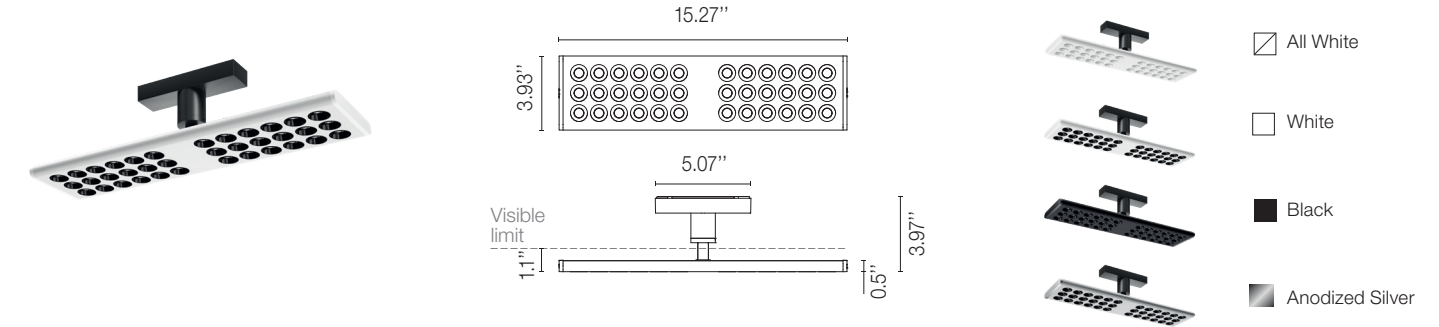


The Running Magnet 2.0 Suspension Down


High-tech LED lighting system for interior architecture.

Workmates Large - Full Spectrum

Luminaire for use on The Running Magnet system. High-quality colour rendering Full Spectrum light source. This can rotate by 360° on the axis of its rear arm to reach any position relative to the track (from parallel to perpendicular). UGR<19. EN12464 - cd/m² @ 65°<3000 compliant. Casambi, maximum distance between fixtures: 50m.



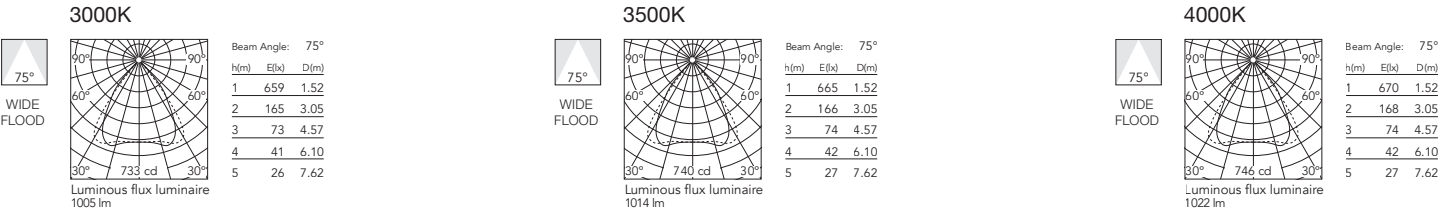
How to Specify ex. 05.6450..40

CCT	CRI	Initial Lumens	Part Number	Finish	Beam Angle	Watts	Dimming Protocol
3000K	90	1245 lm	05.6450	 40.78 = All White	WF 75	12.5W	<ul style="list-style-type: none">• Non Dimmable• 1V / RX* = 0-10V
				 40 = White	WF 74		
				 14 = Black			
				 AP = Aluminized Silver			
3500K	90	1256 lm	05.6451	 40.78 = All White	WF 75	12.5W	<ul style="list-style-type: none">• Non Dimmable• 1V / RX* = 0-10V
				 40 = White	WF 74		
				 14 = Black			
				 AP = Aluminized Silver			
4000K	90	1266 lm	05.6452	 40.78 = All White	WF 75	12.5W	<ul style="list-style-type: none">• Non Dimmable• 1V / RX* = 0-10V
				 40 = White	WF 74		
				 14 = Black			
				 AP = Aluminized Silver			

* For "All White" Finish

Photometrics Workmates Small Full Spectrum

ALL WHITE



The Running Magnet 2.0 Suspension Down

High-tech LED lighting system for interior architecture.

Workmates Large - Full Spectrum

How to Specify

ex. 05.6450..40

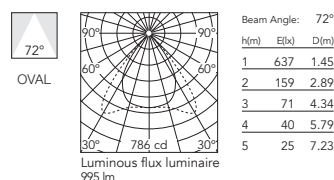
CCT	CRI	Initial Lumens	Part Number	Finish	Beam Angle	Watts	Dimming Protocol
3000K	90	1245 lm	05.6455	<input checked="" type="checkbox"/> 40.78 = All White	Oval 72	12.5W	• Non Dimmable • 1V / RX* = 0-10V
				<input type="checkbox"/> 40 = White	Oval 71	13.5W	• DA / YU* = Dali 2 • CB / C6* = Casambi
3500K	90	1256 lm	05.6456	<input checked="" type="checkbox"/> 40.78 = All White	Oval 72	12.5W	• Non Dimmable • 1V / RX* = 0-10V
				<input type="checkbox"/> 40 = White	Oval 71	13.5W	• DA / YU* = Dali 2 • CB / C6* = Casambi
4000K	90	1266 lm	05.6457	<input checked="" type="checkbox"/> 40.78 = All White	Oval 72	12.5W	• Non Dimmable • 1V / RX* = 0-10V
				<input type="checkbox"/> 40 = White	Oval 71	13.5W	• DA / YU* = Dali 2 • CB / C6* = Casambi
3000K	90	1245 lm	05.5950	<input checked="" type="checkbox"/> 40.78 = All White	High Comfort 66	12.5W	• Non Dimmable • 1V / RX* = 0-10V
				<input type="checkbox"/> 40 = White		13.5W	• DA / YU* = Dali 2 • CB / C6* = Casambi
3500K	90	1256 lm	05.5951	<input checked="" type="checkbox"/> 40.78 = All White	High Comfort 66	12.5W	• Non Dimmable • 1V / RX* = 0-10V
				<input type="checkbox"/> 40 = White		13.5W	• DA / YU* = Dali 2 • CB / C6* = Casambi
4000K	90	1266 lm	05.5952	<input checked="" type="checkbox"/> 40.78 = All White	High Comfort 66	12.5W	• Non Dimmable • 1V / RX* = 0-10V
				<input type="checkbox"/> 40 = White		13.5W	• DA / YU* = Dali 2 • CB / C6* = Casambi

* For "All White" Finish

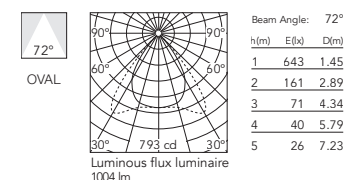
Photometrics Workmates Small Full Spectrum

ALL WHITE

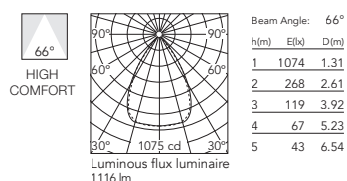
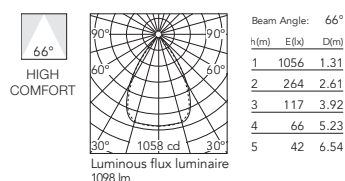
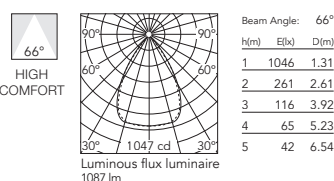
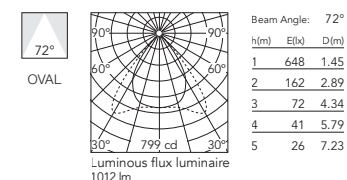
3000K



3500K



4000K

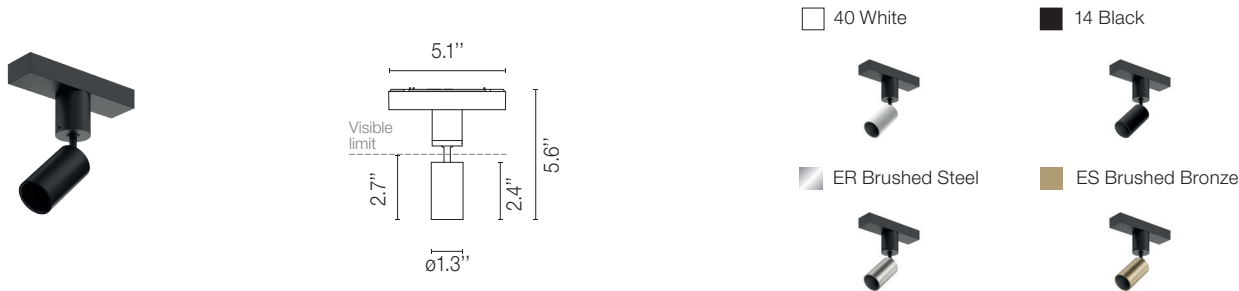


The Running Magnet 2.0 Suspension Down

High-tech LED lighting system for interior architecture.

Light Shadow Spot 30

LED accent lighting module for installation in The Running Magnet system. For wireless control of luminaires, please select Casambi integrated versions. Accessories available, (honeycomb and CCT dichroic filters).



How to Specify ex. 05.9100.EQ

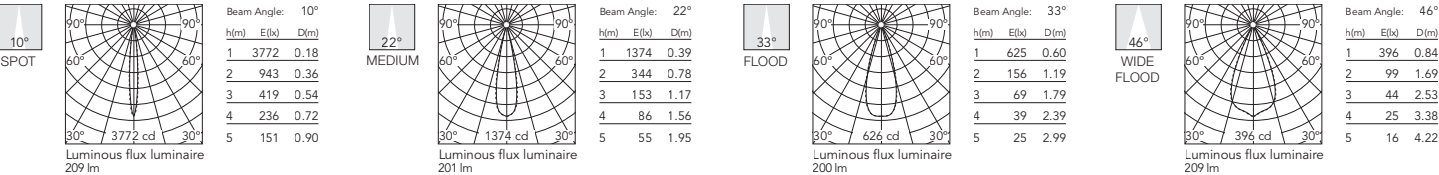
CCT	CRI	Initial Lumens	Delivered Lumens	Part Number	Finish	Beam Angle	Watts	Dimming Protocol
2700K	90	257 lm	209 lm	05.9100	40 White 14 Black ER Brushed Steel ES Brushed Bronze	10	4W	On Board Dimmer DA = Dali 2 1V = 1-10V CB = Casambi Integrated
2700K	90		201 lm	05.9101		22		
2700K	90		200 lm	05.9102		33		
2700K	90		209 lm	05.9103		46		
3000K	90	263 lm	214 lm	05.9105	40 White 14 Black ER Brushed Steel ES Brushed Bronze	10	4W	On Board Dimmer DA = Dali 2 1V = 1-10V CB = Casambi Integrated
3000K	90		205 lm	05.9106		22		
3000K	90		204 lm	05.9107		33		
3000K	90		214 lm	05.9108		46		

The Running Magnet 2.0 Suspension Down

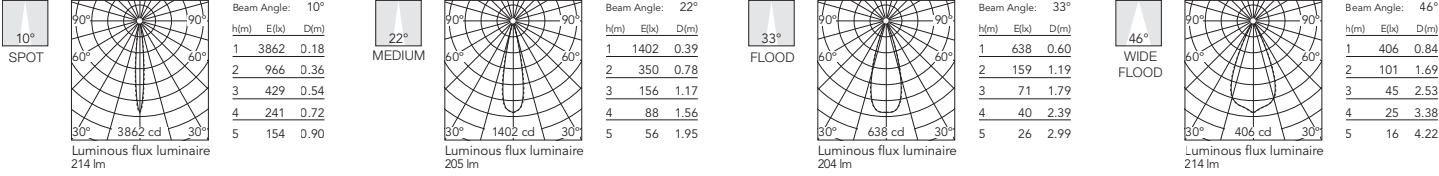
High-tech LED lighting system for interior architecture.

Photometrics




2700K



3000K



Optional Accessories

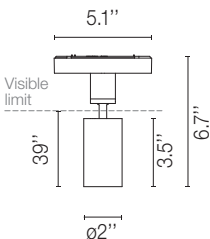
Honeycomb	CCT Increaser Filter D58 2700K >> 3125±75K 3000K >> 3600±75K	CCT Decreaser Filter D12 2700K >> 2450±75K 3000K >> 2700±75K
Part Number: 08.0790.00	Part Number: 08.0791.00	Part Number: 08.0792.00
		

The Running Magnet 2.0 Suspension Down

High-tech LED lighting system for interior architecture.

Light Shadow Spot 45

LED accent lighting module for installation in The Running Magnet system. For wireless control of luminaires, please select Casambi integrated versions. Accessories available, (honeycomb and CCT dichroic filters).



How to Specify ex. 05.9130.EQ

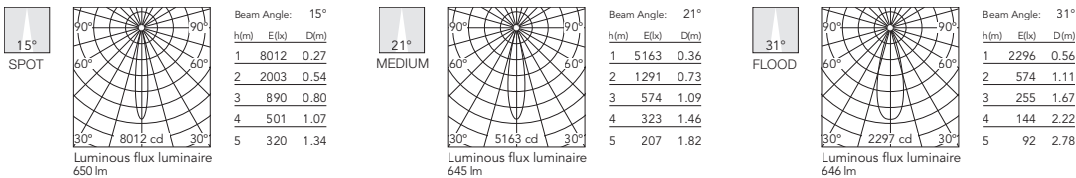
CCT	CRI	Initial Lumens	Delivered Lumens	Part Number	Finish	Beam Angle	Watts	Dimming Protocol
2700K	90	756 lm	650 lm	05.9130	<div>40 White</div> <div>14 Black</div> <div>ER Brushed Steel</div> <div>ES Brushed Bronze</div>	15	10W	<ul style="list-style-type: none"> On Board Dimmer DA = Dali 2 1V = 1-10V CB = Casambi Integrated
2700K	90		645 lm	05.9131		21		
2700K	90		646 lm	05.9132		31		
3000K	90	799 lm	650 lm	05.9135	<div>40 White</div> <div>14 Black</div> <div>ER Brushed Steel</div> <div>ES Brushed Bronze</div>	15	10W	<ul style="list-style-type: none"> On Board Dimmer DA = Dali 2 1V = 1-10V CB = Casambi Integrated
3000K	90		645 lm	05.9136		21		
3000K	90		646 lm	05.9137		31		

The Running Magnet 2.0 Suspension Down

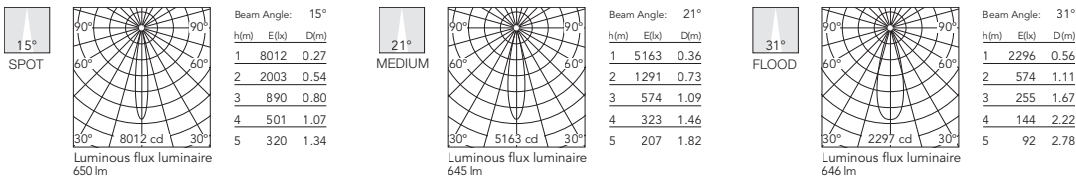
High-tech LED lighting system for interior architecture.

Photometrics

2700K



3000K



Optional Accessories

Honeycomb	CCT Increaser Filter D58	CCT Decreaser Filter D12
	2700K >> 3125±75K 3000K >> 3600±75K	2700K >> 2450±75K 3000K >> 2700±75K
Part Number: 08.0793.00	Part Number: 08.0794.00	Part Number: 08.0795.00
		